



OPTION LIST

HAM RADIO AND RECEIVERS




















OPTIONAL ACCESSORIES FOR

BASE STATIONS, MULTI-BAND AND RECEIVERS
















MODEL NAME		IC-7760	IC-7610	IC-7300MK2	IC-718	IC-9700	IC-905	IC-705	IC-7100	IC-R8600
HAND MICROPHONES										
HM-151	Remote control function								●	
HM-198	With a dust-tight PTT switch								●	
HM-219	With UP/DOWN switches		●	●	●	●			● (Use with OPC-589)	
HM-232	With UP/DOWN switches								●	
SPEAKER MICROPHONE										
HM-243	Remote control function 4 programmable buttons for Up/Down/A/B						●	●		
DESKTOP MICROPHONES										
SM-30	Electric Condenser microphone with a low-cut filter		●	●	●	●			● (Use with OPC-589)	
SM-50	Dynamic microphone with UP/DOWN switches		●	●	●	●			● (Use with OPC-589)	
SM-J1	Dynamic microphone with unidirectional and omnidirectional		●	●	●	●				
REMOTE CONTROLLER										
RC-7760	Additional control head		●							
LINEAR AMPLIFIER										
IC-PW2	HF + 50 MHz 1 kW		● (Use with OPC-2501)	● (Use with OPC-2501)	● (Use with OPC-599)	● (Use with OPC-599)			● (Use with OPC-599)	
EXTERNAL SPEAKERS										
SP-33	Wooden box speaker		●	●	●		●			
SP-35 SP-35L	2.0 m cable 6.0 m cable				●	●		● (Use SP-35)	● (Use SP-35)	
SP-38	Best design matched for the IC-7300/IC-9700				●		●			
SP-39AD	With DC power supply									●
SP-41	With two input lines		●	●	●	●				●
AC ADAPTERS										
AD-55NS	Input: 100 ~ 240 V Output: 15 V/2.0 A									●
BC-123SE ⁹	12 V/1.0 A For use with BC-202IP2/3L							●		
BC-267E	For a control head. Input: 100 ~ 240 V AC Output: 15 V DC		●							

OPTIONAL ACCESSORIES FOR














BASE STATIONS, MULTI-BAND AND RECEIVERS

MODEL NAME		IC-7760	IC-7610	IC-7300MK2	IC-718	IC-9700	IC-905	IC-705	IC-7100	IC-R8600
ANTENNA TUNERS										
AH-6	Covers 1.8 ~ 54 MHz		●	●	●	●			●	
AH-705	Covers 1.8 ~ 54 MHz							●		
AH-730	Covers 1.8 ~ 54 MHz		●	●	●	●			●	
AUTO TUNING ANTENNA										
AH-740	Covers 2.5 ~ 30 MHz. (amateur band)			● (Use with OPC-2321)	● (Use with OPC-2321)	● (Use with OPC-2321)				● (Use with OPC-2321)
ANTENNA ELEMENT										
AH-5NV	Fiberglass mobile mounting antenna element			● (Use with AH-740)	● (Use with AH-740)	● (Use with AH-740)				● (Use with AH-740)
FOLDED DIPOLE ANTENNA										
AH-710	Folded Dipole Antenna 24.5 m / 80.4 ft			●	●	●				●
CONTROL CABLES										
OPC-1465 OPC-2321 OPC-2474	10 m (For AH-730 and AH-6) 6 m (For AH-740) 5 m (For AH-705)		●	●	●	●			●	●
OPC-2509 OPC-2513	50 m 20 m						●			
OPK-5	Connection cable kit for a second Icom exciter Coaxial cable 3 m, Remoto control cable 3 m, Accessory cable 3 m		● (Use with IC-PW2)	● (Use with IC-PW2)	● (Use with IC-PW2)					
COAXIAL CABLE										
OPC-2475	5 m (For AH-705)								●	
DPD CABLE										
OPC-2501	3 m (For IC-PW2)		●	●						
OMNIDIRECTIONAL ANTENNA										
AH-8000	Covers 100 ~ 3335 MHz									●
CARRYING HANDLES										
MB-121 MB-123 MB-23	Carrying handle			● (Use MB-121)	● (Use MB-123)	● (Use MB-23)	● (Use MB-123)			● (Use MB-123)
MOBILE MOUNTING BRACKETS										
MB-62	Mobile bracket for the IC-7100								●	
MB-118	Bracket for IC-7300, IC-718 and IC-9700			●	●	●				
DESKTOP STAND										
MBF-705	Desktop stand for the IC-705 or IC-905						●	●		
MOUNTING BASE										
MBF-1	Suction cup mounting base Sucking type								● (Use with MBA-1)	

BASE STATIONS, MULTI-BAND AND RECEIVERS

MODEL NAME		IC-7760	IC-7610	IC-7300MK2	IC-718	IC-9700	IC-905	IC-705	IC-7100	IC-R8600
CONTROLLER BRACKET										
MBA-1	Brackets for a controller								●	
SEPARATION CABLES										
OPC-2253 OPC-2254	3.5 m 5.0 m								●	
MIC ADAPTER CABLE										
OPC-589	8-pin connector microphone to 8-pin modular								●	
ADAPTER CABLE										
OPC-599	13-pin ACC socket to 7-, 8-pin ACC sockets			●	●				●	
DC POWER CABLES										
OPC-1457-1 OPC-1457R OPC-2095 OPC-2361 OPC-2421 OPC-2488	30 A cable 30 A cable 30 A cable 25 A cable 4 A cable 8 A cable	-	● (Use OPC-1457-1)	● (Use OPC-1457R)	● (Use OPC-2361)	● (Use OPC-2361)	● (Use OPC-2488)	● (Use OPC-2421)	● (Use OPC-2095)	
PROGRAMMING SOFTWARE										
CS-9700 ^{*1} CS-905 ^{*1} CS-705 ^{*1} CS-7100 CS-R8600	A USB cable is required for programming.	-				● (Use CS-9700)	● (Use CS-905)	● (Use CS-705)	● (Use CS-7100)	● (Use CS-R8600)
REMOTE CONTROL SOFTWARES										
RS-MS1A ^{*2}	For Android™ device					● (Use with OPC-2350LU)		● ^{*4}	● ^{*10} (Use with OPC-2350LU)	
RS-MS1I ^{*3}	For iOS™ device							● ^{*5}		
RS-MS3A ^{*2}	For Android™ device					● (Use with OPC-2350LU)	● ^{*6}	● ^{*6}		
RS-MS3W ^{*1}	For Windows™ PC					● (Use with OPC-2350LU)	●	● ^{*7}		
RS-R8600	PC remote control software									●
RS-BA1 (Version 2)	Further advanced dualwatch remote control software		●	●	●	●	●	●	●	
RS-PW2	Advanced remote control software of the IC-PW2		● (Use with IC-PW2)	● (Use with IC-PW2)	● (Use with IC-PW2)	● (Use with IC-PW2)			● (Use with IC-PW2)	
USB REMOTE ENCODER										
RC-28	For an efficient remote operation		●	●	● (Use with RS-BA1)	● (Use with RS-BA1)	● (Use with RS-BA1)	● (Use with RS-BA1)	● (Use with RS-BA1)	● (Use with RS-R8600)
PICTURE UTILITY SOFTWARE										
ST-4001A ^{*2} ST-4001I ^{*3} ST-4001W ^{*1}	Adjusts the size of photos					●	●	●		
GPS SOFTWARE										
ST-4002A ^{*2}	Input GPS location data from an Android™ device to the transceiver					● (Use with OPC-2350LU)			● (Use with OPC-2350LU)	
TIME ADJUSTMENT SOFTWARE										
ST-4003A ^{*2} ST-4003W ^{*1}	Adjust the transceiver's date/time from an Android™ device or a Windows™ PC		●			●	●	●	●	

BASE STATIONS, MULTI-BAND AND RECEIVERS

MODEL NAME		IC-7760	IC-7610	IC-7300MK2	IC-718	IC-9700	IC-905	IC-705	IC-7100	IC-R8600
DATA CABLES										
OPC-1529R	RS-232 cable for an external GPS or a PC					●			●	
OPC-2350LU OPC-2417 OPC-2418	2.5 mm jack to USB Type-A or micro-B, USB micro-B to micro-B, USB Type-C™ to micro-B					● (Use OPC-2350LU)		● (Use OPC-2417 or OPC-2418)	● (Use OPC-2350LU)	
BATTERY PACKS										
BP-272	Li-ion 7.4 V/1880 mAh (min.), 2000 mAh (typ.)							●		
BP-307	Li-ion 7.2 V/3050 mAh (min.), 3150 mAh (typ.)							●		
DESKTOP CHARGERS										
BC-202IP2 ^{*9}	Rapid charger							●		
BC-202IP3L	Connectable type Connects up to six BC-202IP3L units							●		
CIGARETTE CABLE										
CP-23L	12 V cigarette lighter socket For use with BC-202IP2							●		
CP-25H	12 V cigarette lighter socket For use with BC-202IP3L							●		
BACKPACK										
LC-192	Multi-function backpack							●		
ANTENNAS										
AH-24	2400 MHz band collinear antenna							●		
AH-56	5600 MHz band collinear antenna							●		
AH-100	10 GHz band collinear antenna							● (Use with CX-10G)		
AH-109PB	10 GHz band parabolic antenna							● (Use with CX-10G)		
TRANSVERTER										
CX-10G	10 GHz transverter							●		
PROTECTION COVER										
LC-7610 LC-7300MK2 LC-7300 LC-9700	Protect your radio from dust and scratches		●	●		●				

*1 Free download software for Windows™ PC. Download from the Icom website: www.icomjapan.com/support/firmware_driver/

*2 Free download Android™ app. Download on Google Play™.

*3 Free download iOS™ app. Download on the App Store.

*4 Use with OPC-2417, OPC-2418 or Bluetooth® connection for Android™ device.

*5 Use Bluetooth® connection for iOS™ device.

*6 Use with OPC-2417 or OPC-2418.

*7 Use a USB cable. USB cable Type-A: User supplied. Type-C: OPC-2418.

*8 USB Type-C™ cable is required.

*9 AC adapter may be supplied with the BC-202IP2, depending on versions.











*10 Limited function is available.

Note for the Terminal mode and Access point mode

- Before operating in the Terminal mode or the Access Point mode, BE SURE to check your local regulations or laws.
- You need an Internet connection with an IPv4 Global IP address. If you use a cellular system, you need an IPv4 Global IP address assigned to your Android™ device.
- When operating in the Access Point mode, you need two call signs. One for the Access Point transceiver and one for the Remote D-STAR transceiver.
- For the Access point or Terminal mode operation, please register your MY and Access point call signs with a Gateway repeater/server that has the RS-RP3C installed.
- Bluetooth® connection has not been tested for all Bluetooth® compatible devices with this product. This does not guarantee that all devices will work with this product.



















OPTIONAL ACCESSORIES FOR

HANDHELDS

MODEL NAME		ID-52E PLUS	ID-50E	IC-T10	IC-R15	IC-R6
BATTERY CASES						
BP-273	LR6 (AA) × 3 cells		•	•		
BP-293	LR6 (AA) × 3 cells				•	
BATTERY PACKS						
BP-272	Li-ion 1880 mAh (min.), 2000 mAh (typ.)		•	•		
BP-280	Li-ion 2280 mAh (min.), 2400 mAh (typ.)				•	
BP-287	Li-ion 3120 mAh (min.), 3280 mAh (typ.)				•	
BP-307	Li-ion 3050 mAh (min.), 3150 mAh (typ.)		•	•		
DESKTOP CHARGERS						
BC-194	Charger stand					•
BC-202IP2	Rapid charger		• ^{*1}	• ^{*1}		
BC-202IP3L	Connectable type Connects up to six BC-202IP3L units		•	•		
BC-213	Rapid charger				• ^{*1}	
BC-223	Rapid charger				• ^{*1}	
MULTI CHARGER						
BC-214N	For BP-280				• ^{*1} (Use #41 #43)	
AC ADAPTERS						
BC-123SE	12 V/1.0 A		• (Use with BC-202IP2/3L)	• (Use with BC-202IP2/3L)	• (Use with BC-213)	• (Use with BC-223)
BC-157S	12 V/7.5 A				• ^{*1} (Use with BC-214N)	
BC-167SD	12 V/500 mA		•	•		
BC-228	15 V/4 A			• (Use with BC-202IP3L)		
BC-242	12 V/1.0 A				• (Use with BC-213)	
BC-258E	5 V/2 A			• (USB cable required)		• (USB cable required)


















OPTIONAL ACCESSORIES FOR

HANDHELDS

MODEL NAME		ID-52E PLUS	ID-50E	IC-T10	IC-R15	IC-R6
CIGARETTE LIGHTER CABLES						
CP-12L	With noise filter		•	•		• (Use with AD-149H)
CP-23L	For rapid battery charger		• (Use with BC-202IP2)	• (Use with BC-202IP2)	• (Use with BC-213)	
CP-25H	12 V cigarette lighter socket			• (Use with BC-202IP3L)		
DC POWER CABLE						
OPC-254L	With a fuse		•	•		• (Use with AD-149H)
POWER SUPPLY ADAPTER						
AD-149H	Supply DC power to the IC-T10					• (Use with CP-12L or OPC-254L)
SPEAKER-MICROPHONES						
HM-158LA	8-position rotary clip and earphone jack				•	
HM-159LA	8-position rotary clip and earphone jack				•	
HM-168LWP	Waterproof				•	
HM-183LS	Dust-tight, waterproof protection and 8-position rotary clip		•	•		
HM-186LS	8-position rotary clip and earphone jack		•	•		
HM-222HLWP	Waterproof				•	
HM-243LS	Remote control		•	•		
HM-75LS	Remote control		•			
EARPHONE-MICROPHONES						
HM-153LA	Three microphone gain levels With a PTT switch				•	
HM-153LS	Three microphone gain levels with a PTT switch		•	•		
HM-166LA	With a PTT switch and a tie clip				•	
HM-166LS	Dynamic inner ear type		•	•		
HM-257LS	Improved clarity in digital mode		•	•		







OPTIONAL ACCESSORIES FOR

HANDHELDS

MODEL NAME		ID-52E PLUS	ID-50E	IC-T10	IC-R15	IC-R6
HEADSETS						
HS-94	Earhook type	 (Use with OPC-2006LS)	(Use with OPC-2006LS)			
HS-94LWP	Earhook type with waterproof connector			•		
HS-95	Neck arm type	 (Use with OPC-2006LS)	(Use with OPC-2006LS)			
HS-95LWP	Neck arm type with waterproof connector			•		
HS-97	Throat microphone type	 (Use with OPC-2006LS)	(Use with OPC-2006LS)			
EARPHONES						
SP-27	3.5 mm plug Tube type earphone					•
SP-40	3.5 mm plug	 (Use with OPC-2144)	•		•	•
PLUG ADAPTER CABLES						
OPC-2006LS	For VOX operation		•	•		
OPC-2144	For straight plug microphones		•	•		
CARRYING CASES						
LC-146A	Soft type					•
LC-193	Soft type		•			
LC-202	Soft type			•		
LC-203	Soft type				•	
USB CABLE						
OPC-2480	USB Type-C™ to Type-A		•	•	•	
PROGRAMMING CABLES						
OPC-474	Handheld to handheld					•
OPC-478UD	Handheld to PC USB cable			•		•
BELT CLIPS						
MB-127 MB-133	Belt clip	 (Use MB-127)	(Use MB-127)	(Use MB-133)	(Use MB-127)	
ANTENNA						
FA-S270C	VHF/UHF dual band antenna	-	•	•	•	•

OPTIONAL ACCESSORIES FOR



















HANDHELDS

MODEL NAME		ID-52E PLUS	ID-50E	IC-T10	IC-R15	IC-R6
ANTENNA ADAPTER						
AD-92SMA	BNC type antenna connector		•	•		•
PROGRAMMING SOFTWARE						
CS-52PLUS ^{*2} CS-50 ^{*2} CS-T10 ^{*2} CS-R15	Changes settings through your PC	 CS-R15	(Use CS-52PLUS)	(Use CS-50)	(Use CS-T10)	(Use CS-R15) (Use CS-R6)
REMOTE CONTROL SOFTWARE						
RS-MS1A ^{*3} RS-MS1I ^{*4}	For Android™ device For iOS™ device		• ^{*5}	• ^{*7} (Use RS-MS1A)		
RS-MS3A ^{*3} RS-MS3I ^{*4} RS-MS3W ^{*2}	For Android™ device For iOS™ device For Windows™ PC		• ^{*6}	• ^{*7} (Use RS-MS3A or RS-MS3W)		
PICTURE UTILITY SOFTWARE						
ST-4001A ^{*3} ST-4001I ^{*4} ST-4001W ^{*2}	Adjusts the size of photos		•			
ST-ID50A ^{*3} ST-ID50W ^{*2}	Displays the received photos and transmits them via the ID-50E			• ^{*7}		

*1 AC adapter may be supplied depending on versions.
 *2 Free download software for Windows™ PC. Download from the Icom website: www.icomjapan.com/support/firmware_driver/
 *3 Free download Android™ app. Download on Google Play™.
 *4 Free download iOS™ app. Download on the App Store.
 *5 Use with OPC-2417, OPC-2418 or Bluetooth® connection for Android™ device. Use Bluetooth® connection for iOS™ device.
 *6 USB cable required. Type-A: User supplied. Type-C: OPC-2418, micro-B: OPC-2417.
 *7 User supplied USB Type-C™ cable required.
Note for the Terminal mode and Access point mode
 • Before operating in the Terminal mode or the Access Point mode, BE SURE to check your local regulations or laws.
 • You need an Internet connection with an IPv4 Global IP address. If you use a cellular system, you need an IPv4 Global IP address assigned to your Android™ device.
 • When operating in the Access Point mode, you need two call signs. One for the Access Point transceiver and one for the Remote D-STAR transceiver.
 • For the Access point or Terminal mode operation, please register your MY and Access point call signs with a Gateway repeater/server that has the RS-RP3C installed.
 • Bluetooth® connection has not been tested for all Bluetooth® compatible devices with this product. This does not guarantee that all devices will work with this product.














OPTIONAL ACCESSORIES FOR

MOBILES

MODEL NAME		ID-5200E	ID-5100E	IC-2730E
HAND MICROPHONES				
HM-154	With a dust-tight PTT switch		•	•
HM-198	With a dust-tight PTT switch		•	•
HM-207	Remote control function		•	•
HM-209	Active noise cancelling		•	•
HM-232	With UP/DOWN switches		•	•
HANDS FREE MICROPHONES				
HM-249	Main PTT button with RJ-45 modular connector, remote PTT button, and microphone		•	•
EXTENSION CABLE				
OPC-2500	Extension cable for HM-249 with φ3.5 mm and 2.0 m length		(Use with HM-249)	(Use with HM-249)
MOUNTING BASE				
MBF-1	Suction cup mounting base Sucking type		(Use with MBA-20)	(Use with MBA-5)
MOUNTING BRACKET				
MBF-4	Bracket for mobile radios		•	•
MBF-11	Docking bracket for main unit		•	•
CONTROLLER BRACKETS				
MBA-2	Controller bracket with magnets		•	•
MBA-5	Magnets for use with the MBF-1		•	•
MBA-19	Standalone controller bracket		•	•
MBA-20	Controller bracket with magnets		•	•
COMBINATION BRACKET				
MBA-4	Connects a controller and the radio		•	•
MICROPHONE CABLES				
OPC-440 OPC-647	5.0 m 2.5 m		•	•
EXTERNAL SPEAKERS				
SP-30	102.5 mm diameter speaker		•	•
SP-35 SP-35L	2.0 m cable 6.0 m cable		•	•

OPTIONAL ACCESSORIES FOR

MOBILES

MODEL NAME		ID-5200E	ID-5100E	IC-2730E
MIC ADAPTER CABLE				
OPC-589	8-pin connector microphone to 8-pin modular		•	•
CONTROLLER CABLE				
OPC-1156	3.5 m		•	•
DATA COMMUNICATION CABLES				
OPC-1529R	RS-232 cable		•	•
OPC-2350LU	USB cable for an Android™ or a PC		•	•
USB CABLE				
OPC-2480	USB Type-C™ to Type-A		•	•
PROGRAMMING CABLE				
OPC-474	Between transceivers		•	•
OPC-478UD	Transceiver to PC USB cable		•	•
BLUETOOTH® UNIT				
UT-133A	Bluetooth® unit installed in the radio		•	•
HEADSET				
VS-3 ^{*5}	Bluetooth® headset		(Use with UT-133A)	(Use with UT-133A)
PROGRAMMING SOFTWARE				
CS-5200 ^{*1} CS-5100 ^{*1} CS-2730 ^{*1}	Changes settings through your PC	-	(Use CS-5200)	(Use CS-5100)
REMOTE CONTROL SOFTWARE				
RS-MS1A ^{*2} RS-MS1I ^{*3}	For Android™ device For iOS™ device		(Use RS-MS1A with UT-133A)	•
RS-MS3A ^{*2} RS-MS3I ^{*3} RS-MS3W ^{*4}	For Android™ device For iOS™ device For Windows™ PC		•	•
PICTURE UTILITY SOFTWARE				
ST-4001A ^{*2} ST-4001I ^{*3} ST-4001W ^{*4}	Adjusts the size of photos		•	•
GPS SOFTWARE				
ST-4002A ^{*2}	Input GPS location data from an Android™ device to the radio. Connect with OPC-2350LU or Bluetooth®		•	•

*1 Software is available for free download from Icom website: www.icomjapan.com/support/firmware_driver

*2 Free download Android™ app. Download on Google Play™.

*3 Free download iOS™ app. Download on Apple store.

*4 Free download software for Windows™ PC. Download from the Icom website: www.icomjapan.com/support/firmware_driver/

*5 Not available for European market.

Note for the Terminal mode and Access point mode

- Before operating in the Terminal mode or the Access Point mode, BE SURE to check your local regulations or laws.
- You need an Internet connection with an IPv4 Global IP address. If you use a cellular system, you need an IPv4 Global IP address assigned to your Android™ device.
- When operating in the Access Point mode, you need two call signs. One for the Access Point transceiver and one for the Remote D-STAR transceiver.
- For the Access point or Terminal mode operation, please register your MY and Access point call signs with a Gateway repeater/server that has the RS-RP3C installed.
- Bluetooth® connection has not been tested for all Bluetooth® compatible devices with this product. This does not guarantee that all devices will work with this product.



How the World Communicates

Providing advanced communications, and creating a safe and prosperous society, is what Icom is best at.

We are leading people and society into a bright future by connecting the world with the latest in wireless technology.

Icom is **"How the World Communicates."**

All stated specifications are subject to change without notice or obligation. Read all instructions enclosed with the transceiver carefully and completely before using the transceiver.

Icom and the Icom logo are registered trademarks of Icom Incorporated (Japan) in Japan, the United States, the United Kingdom, Germany, France, Spain, Russia, Australia, New Zealand, and/or other countries. The Bluetooth® word mark and logos are registered trademarks owned by Bluetooth SIG, Inc. and any use of such marks by Icom Inc. is under license. IOS is a trademark or registered trademark of Cisco in the U.S. and other countries and is used under license. USB TYPE-C is a trademark of USB Implementers Forum. Android is a trademark of Google LLC. Wi-Fi is a registered trademark of Wi-Fi Alliance®. All other trademarks are the properties of their respective holders.

Icom Inc.

1-1-32, Kamiminami, Hirano-ku, Osaka 547-0003, Japan Phone: +81 (06) 6793 5302

For the latest information, please visit www.icomjapan.com

Icom America Inc.
www.icomamerica.com

Icom (Europe) GmbH
www.icomeurope.com

Icom France s.a.s.
www.icomfrance.com/fr/

Icom Canada
www.icomamerica.com

Icom Spain S.L.
www.icomspain.com

Icom (Australia) Pty. Ltd.
www.icom-australia.com

Icom Brazil
www.icomamerica.com

Icom (UK) Ltd.
www.icomuk.co.uk

Icom Asia Co., Ltd.
www.icomasia.com