

 ICOM

HF/50/70MHz TRANSCEIVER

IC-7300

# Revolutionary

The Real HF Fun Starts Here



The SD card shown in the photo is not included.

# IC-7300 – The Innovative HF Transceiver with High Performance Real-Time Spectrum Scope

## Class Leading Real-Time Spectrum Scope

The IC-7300's real-time spectrum scope is class-leading in resolution, sweep speed and dynamic range. While listening to received audio, you can check the real-time spectrum scope and quickly move to an intended signal. When you first touch the scope screen around the intended signal, the touched part is magnified. A second touch of the scope screen changes the operating frequency and allows you to accurately tune.

## Real-Time Spectrum Scope Specifications

Scope system	FFT (Fast Fourier Transform)
Sweep speed	Max. 30 frames/second (approx.), Selectable from slow, mid or fast
Span width	5kHz–1000kHz
Resolution*	1 pixel minimum (approximately)
Waveform display area (vertical axis)	80dB
Reference level adjustment	–20dB to +20dB
Peak level hold function (Max. hold)	ON/OFF/last 10 seconds
Other functions	<ul style="list-style-type: none"> <li>Averaging indication</li> <li>Touch screen operation</li> <li>VBW (Video Band Width) adjustment</li> </ul>

\* Number of pixels shown at the 60dB level, when receiving a signal.

## High-Resolution Waterfall Function

The combination of the waterfall function and the real-time spectrum scope assists in maximum receive performance of the IC-7300 and increases QSO opportunities without missing weak signals. The waterfall function shows a change of signal strength over a period of time and allows you to find weak signals that may not be apparent on the spectrum scope.



Spectrum scope + Waterfall

## Audio Scope Function

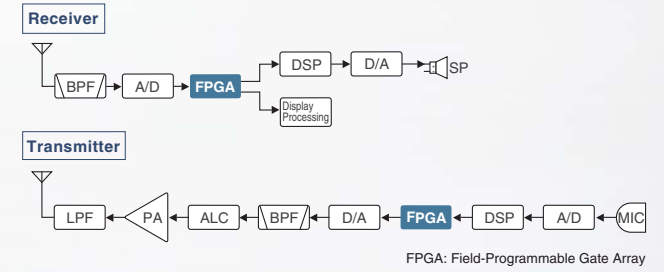
The audio scope function can be used to observe various AF characteristics such as microphone compressor level, filter width, notch filter width and keying waveform in the CW mode. Either the transmit or receive audio can be displayed on the FFT scope with the waterfall function and the oscilloscope.



FFT scope/Oscilloscope

## RF Direct Sampling System

The IC-7300 employs an RF direct sampling system. RF signals are directly converted to digital data and processed in the FPGA (Field-Programmable Gate Array), making it possible to simplify the circuit construction. This system is a leading technology making an epoch in amateur radio.



## New "IP+" Function

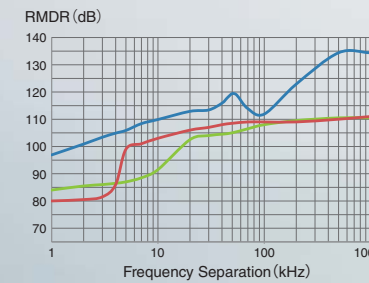
The new "IP+" function improves 3rd order intercept point (IP3) performance. When a weak signal is received adjacent to strong interference, the AD converter is optimized against signal distortion.

## Class Leading RMDR (Reciprocal Mixing Dynamic Range) and Phase Noise Characteristics

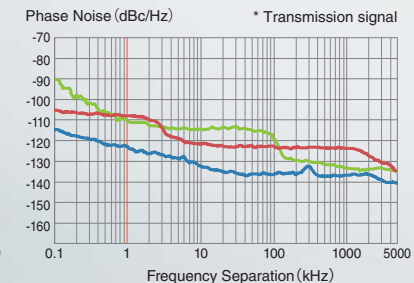
The IC-7300's RMDR is improved to about 97dB\* (typical value) and Phase Noise characteristics are improved about 15dB (at 1 kHz frequency separation) compared to the IC-7200. The superior Phase Noise characteristics reduce noise components in both receive and transmit signals.

\* At 1 kHz frequency separation (received frequency: 14.2MHz, MODE: CW, IF BW: 500Hz)

### RMDR Characteristics Comparison




### Phase Noise Characteristics Comparison\*



— IC-7300 — IC-7200 — IC-7100

## 15 Discrete Band-Pass Filters

The IC-7300 has 15 discrete RF band-pass filters. The RF signal is only passed through one of the band-pass filters, while any out of range signals are rejected. High Q factor coils are used to minimize the loss in the RF band-pass filters.



## Built-In Automatic Antenna Tuner

The antenna tuner memorizes its settings based on your transmit frequency, so that it can rapidly tune when you change operating bands. The Enforced Tuning function\* allows a wide range of temporary antennas to be tuned.



\* Do not use the Enforced Tuning function except in case of an emergency. Transmission power may be reduced.



HF/50/70MHz TRANSCEIVER  
**IC-7300**

Actual size

## Large Touch Screen Colour TFT LCD

The large 4.3 inch colour TFT touch LCD offers intuitive operation. Using the software keypad of the touch screen, you can easily set various functions and edit memory contents.



Touch screen interface



## Multi-Dial Knob for Smooth Operation

The combination of the multi-dial knob and the touch screen offers quick and smooth operation. When you push the multi-dial knob, menu items are shown on the right side of the display. You can select an item with a touch of the screen and adjust levels by turning the multi-dial knob.




Menu screen

## SD Memory Card Slot for Saving Data

The IC-7300 can store various contents into SD card such as received and transmitted audio, voice memories, RTTY/CW memories, RTTY decode logs and captured screen images. Personal and firmware updating data can also be stored to the SD card for easy setting.

## Superior Sound Quality

To offer superior sound quality, a new speaker unit has been incorporated and is allocated dedicated space in the aluminum die-cast chassis.



Aluminum die-cast chassis

Newly designed speaker unit

## Other features


- New HM-219 hand microphone supplied
- Effective large cooling fan system
- A Multi-function meter
- 101 memory channels (99 regular, 2 scan edges)
- Optional RS-BA1 IP remote control software (the spectrum scope with the waterfall can be observed)
- CW functions: Full break-in, CW reverse, CW auto tuning

## SPECIFICATIONS

GENERAL	
Frequency coverage	(Unit: MHz)
Receiver*1	0.030-74.800*2
Transmitter*1	1.800-1.999, 3.500-3.800, 7.000-7.200, 10.100-10.150, 14.000-14.350, 18.068-18.168, 21.000-21.450, 24.890-24.990, 28.000-29.700, 50.000-52.000, 70.000-70.500
*1 70 MHz band is for EUR version. Each frequency range is differ according to versions. *2 Guaranteed range: 0.500-29.999, 50.000-54.000, 70.000-70.500 MHz.	
Mode	SSB, CW, RTTY, AM, FM
Number of channels	101 (99 regular, 2 scan edges)
Antenna connector	SO-239 (50 Ω)
Power supply requirement	13.8 V DC ±15%
Power consumption	Tx 21 A (at 100 W output power) Rx 0.9 A typical (Standby), 1.25 A (Maximum audio)
Operating temperature range	-10 °C to +60 °C; 14 °F to 140 °F
Frequency stability	Less than ±0.5 ppm (-10°C to +60°C; 14°F to 140°F)
Frequency resolution	1 Hz
Dimensions (projections not included)	240 × 94 × 238 mm; 9.45 × 3.7 × 9.37 in (W × H × D)
Weight (approximately)	4.2 kg; 9.26 lb
TRANSMITTER	
Output power	SSB, CW, FM, RTTY 2-100 W (HF/50 MHz), 2-50 W (70 MHz) AM 1-25 W (HF/50 MHz), 1-12.5 W (70 MHz)
Modulation system	SSB Digital P.S.N. modulation AM Digital Low power modulation FM Digital Reactance modulation
Spurious emissions	HF bands Less than -50 dB 50 MHz band Less than -63 dB 70 MHz band Less than -60 dB
Carrier suppression	More than 50 dB
Unwanted sideband	More than 50 dB
Microphone impedance	600 Ω
RECEIVER	
Receiver system	Direct Sampling Superheterodyne
Intermediate frequency	36 kHz
Sensitivity*3	0.5- 1.8 MHz 1.8- 29.995 MHz 50 MHz band 70 MHz bands
SSB/CW (BW: 2.4 kHz at 10 dB S/N)	- 0.16 μV 0.13 μV 0.16 μV
AM (BW: 6 kHz at 10dB S/N)	12.6 μV 2.0 μV 1.0 μV 1.0 μV
FM (BW: 15 kHz at 12 dB SINAD)	- 0.5 μV (28.0- 29.7 MHz) 0.25 μV 0.25 μV
Squelch sensitivity*3 (Threshold)	SSB: Less than 5.6 μV, FM: Less than 0.3 μV
*3 HF: Preamp 1 ON, 50/70 MHz: Preamp 2 ON	
Selectivity (sharp filter shape)	More than Less than
SSB (BW: 2.4 kHz)	2.4 kHz/-6 dB 3.4 kHz/-40 dB
CW (BW: 500 Hz)	500 Hz/-6 dB 700 Hz/-40 dB
RTTY (BW: 500 Hz)	500 Hz/-6 dB 800 Hz/-40 dB
AM (BW: 6 kHz)	6.0 kHz/-6 dB 10 kHz/-40 dB
FM (BW: 15 kHz)	12.0 kHz/-6 dB 22 kHz/-40 dB
Spurious and image rejection ratio	HF: More than 70 dB 50/70 MHz: More than 70 dB (Except for ADC Aliasing)
Audio output power	More than 2.5 W (at 10% distortion with an 8 Ω load, 1 kHz)
TUNER	
Frequency range	1.9-70 MHz bands
Matching impedance range	16.7 Ω-150 Ω unbalanced (VSWR better than 1: 3)
Tuning accuracy	VSWR 1: 1.5 or less
Tuning time	2-3 seconds (Maximum 15 seconds)

All stated specifications are subject to change without notice or obligation.

### Rear Panel View



## OPTIONS

Some options may not be available in some countries. Please ask your dealer for details.

<b>PS-126</b> DC POWER SUPPLY  13.8 V DC, 25 A max. output.	<b>AH-4</b> HF+50M Hz AUTOMATIC ANTENNA TUNER  Covers 3.5-54 MHz with a 7 m (23 ft) or longer wire antenna.	<b>AH-2b</b> ANTENNA ELEMENT  Covers 7-54 MHz. Use with AH-4.	<b>AH-740</b> AUTOMATIC TUNING ANTENNA  Covers 2.5-30 MHz (amateur band). OPC-2321 is required.
<b>HM-219</b> HAND MICROPHONE  Same as supplied.	<b>AH-710</b> FOLDED DIPOLE ANTENNA  Covers 1.9-30 MHz bands.	<b>AH-5NV</b> NVIS KIT  Fiberglass mobile mounting antenna element for use with AH-740. Covers 2.2-30 MHz (amateur band) with AH-740.	
<b>EXTERNAL SPEAKERS</b>			
<b>SP-38</b> High quality audio and matching height Max. input: 7 W	<b>SP-23</b> 4 audio filters; headphone jack Max. input: 5 W	<b>SP-33</b> Wooden box speaker. Max. input: 5 W	<b>SP-34</b> 4 audio filters; headphone jack Max. input: 5 W
			<b>SP-35</b> (2 m; 6.6 ft cable) <b>SP-35L</b> (6 m; 19.7 ft cable) Compact mobile external speaker. Max. input: 7 W
<b>DESKTOP MICROPHONES</b>	<b>SM-50</b> Dynamic desktop microphone Includes [UP/DOWN] switches and a low cut function.	<b>SM-30</b> Compact, lightweight electret desktop microphone.	<b>IC-PW1EURO</b> HF+50 MHz 1kW HF LINEAR AMPLIFIER  OPC-599 is required.
<b>MB-118</b> MOBILE MOUNTING BRACKET  For mounting the radio in a vehicle.	<b>CT-17</b> CI-V LEVEL CONVERTER  For remote transceiver control from a PC equipped with an RS-232C port.	<b>RS-BA1</b> IP REMOTE CONTROL SOFTWARE  For use with RS-BA1.	<b>RC-28</b> USB REMOTE ENCODER  For use with RS-BA1.

- **MB-123** CARRYING HANDLE
- **OPC-420** CONTROL CABLE for connection with AH-4 (10 m)
- **OPC-2321** CONTROL CABLE for connection with AH-740 (6 m)
- **OPC-599** CABLE ADAPTER Converts 13-pin ACC connector to 7-pin + 8-pin ACC connectors.

**Supplied accessories:** (May differ depending on version)  
• Hand microphone, HM-219 • DC power cable • Fuses • Plugs

Icom, Icom Inc. and Icom logo are registered trademarks of Icom Incorporated (Japan) in Japan, the United States, the United Kingdom, Germany, France, Spain, Russia, Australia, New Zealand and/or other countries. This product includes "zlib" and "ltpng" open source software, and is licensed according to the open source software license.

**Icom Inc.** 1-1-32, Kami-minami, Hirano-Ku, Osaka 547-0003, Japan Phone: +81 (06) 6793 5302 Fax: +81 (06) 6793 0013 [www.icom.co.jp/world](http://www.icom.co.jp/world) **Count on us!**

**Icom America Inc.**  
12421 Willows Road NE,  
Kirkland, WA 98034, U.S.A.  
Phone: +1 (425) 454-8155  
Fax: +1 (425) 454-1509  
E-mail: sales@icomamerica.com  
URL: <http://www.icomamerica.com>

**Icom Canada**  
Glenwood Centre #150-6165  
Highway 17A, Delta, B.C.,  
V4K 5B8, Canada  
Phone: +1 (604) 952-4266  
Fax: +1 (604) 952-0090  
E-mail: info@icomcanada.com  
URL: <http://www.icomcanada.com>

**Icom Brazil**  
Rua Itororó, 444 Padre Eustáquio  
Belo Horizonte MG,  
CEP: 30720-450, Brazil  
Phone: +55 (31) 3582 8847  
Fax: +55 (31) 3582 8987  
E-mail: sales@icombrasil.com

**Icom (Europe) GmbH**  
Communication Equipment  
Auf der Krautweide 24  
65812 Bad Soden am Taunus, Germany  
Phone: +49 (6196) 76685-0  
Fax: +49 (6196) 76685-50  
E-mail: info@icom-europe.com  
URL: <http://www.icomeurope.com>

**Icom Spain S.L.**  
Ctra. Rubi, No. 88 "Edificio Can Castanyer"  
Bajos A 08174, Sant Cugat del Valles,  
Barcelona, Spain  
Phone: +34 (93) 590 26 70  
Fax: +34 (93) 589 04 46  
E-mail: icom@icomspain.com  
URL: <http://www.icomspain.com>

**Icom (UK) Ltd.**  
Blacksale House, Altira Park,  
Herne Bay, Kent, CT6 6GZ, U.K.  
Phone: +44 (0) 1227 741741  
Fax: +44 (0) 1227 741742  
E-mail: info@icomuk.co.uk  
URL: <http://www.icomuk.co.uk>

**Icom France s.a.s.**  
Zac de la Plaine,  
1 Rue Brindejone des Moulinais, BP 45804,  
31505 Toulouse Cedex 5, France  
Phone: +33 (5) 61 36 03 03  
Fax: +33 (5) 61 36 03 00  
E-mail: icom@icom-france.com  
URL: <http://www.icom-france.com>

**Icom (Australia) Pty. Ltd.**  
Unit 1 / 103 Garden Road,  
Clayton, VIC 3168 Australia  
Phone: +61 (03) 9549 7500  
Fax: +61 (03) 9549 7505  
E-mail: sales@icom.net.au  
URL: <http://www.icom.net.au>

**Icom New Zealand**  
39C Rennie Drive, Airport Oaks,  
Auckland, New Zealand  
Phone: +64 (09) 274 4062  
Fax: +64 (09) 274 4708  
E-mail: inquiries@icom.co.nz  
URL: <http://www.icom.co.nz>

**Asia Icom Inc.**  
6F No. 68, Sec. 1 Cheng-Teh Road,  
Taipei, Taiwan, R.O.C.  
Phone: +886 (02) 2559 1899  
Fax: +886 (02) 2559 1874  
E-mail: sales@asia-icom.com  
URL: <http://www.asia-icom.com>

**Shanghai Icom Ltd.**  
No.101, Building 9, Caifuxingyuan Park,  
No.188 Maoting Road, Chedun Town,  
Songjiang District, Shanghai, 201611, China  
Phone: +86 (021) 6153 2768  
Fax: +86 (021) 5765 9987  
E-mail: bjicom@bjicom.com  
URL: <http://www.bjicom.com>

Your local distributor/dealer: