



VHF AIR BAND TRANSCEIVERS

IC-A24

(NAV & COM channels for U.S.A.)

IC-A24E

(NAV & COM channels for Europe)

IC-A6

(COM channels for U.S.A.)

IC-A6E



(COM channels for Europe)

The pilot's favorite handheld is here!

Easy to use while flying

Simple one-handed operation is the most essential feature of the IC-A24/A6 series. The well labeled, large keypad provides user friendly operation. The large display shows both letters and numbers and is easy to see, making for fast frequency recognition. The display is backlit, and so is the keypad. The light stays on until you turn it off – a very handy feature for flying at night.

"Flip-flop" channel recall

The IC-A24/A6 series stores the last 10 channels used. You can easily recall those channels by pushing the "flip-flop" recall   buttons on the front panel. It is convenient for switching between several channels, such as NAV and COM channels.

VOR navigation*

The IC-A24/E has VOR navigation functions. The DVOR mode shows the radial to or from a VOR station and the CDI mode shows the course deviation to/from a VOR station. You can also input your intended radial to/from the VOR station and show the course deviation on the display. In the USA version, the duplex operation allows you to call a COM channel, while you are using VOR navigation. (* IC-A24/E only)



CDI mode display

External DC power jack

An external DC power jack allows for operation with the wall charger, BC-167 or the cigarette lighter cable, CP-20. When the battery pack is installed, simultaneous charging during operation is also possible. In addition, an optional battery case, BP-208N, is available.

Water resistant construction

The water resistant construction provides reliable operation in wet conditions.

* Equivalent to IPX4 of the corresponding international standard IEC 60529 (2001).

And more...

- 200 memory channels (20 Ch x 10 banks) with 6 character names
- Dedicated 121.5MHz emergency key
- Side tone function allows you to hear your own voice via an external aviation headset.
- 8.33kHz channel spacing (Depending on version)
- NOAA weather channels (IC-A24/A6 only)
- Tag scanning and memory bank scanning
- ANL (Auto Noise Limiter) for noise reduction
- Low battery alert



IC-A24

IC-A6



SPECIFICATIONS

	IC-A24, IC-A6	IC-A24E, IC-A6E
GENERAL		
Frequency range		
IC-A24/E Tx (COM)	118.000-136.9917MHz	118.000-136.9917MHz
Rx (COM, NAV)	108.000-136.9917MHz	108.000-136.9917MHz
IC-A6/E Tx/RX (COM)	118.000-136.9917MHz	118.000-136.9917MHz
IC-A24/A6 RX (Weather)	161.650-163.275MHz	
Number of memory channels	200 (20 Ch x 10 banks)	
Channel spacing	8.33/25kHz or 25kHz (depending on version)	
Type of emission	6K00A3E (25), 5K60A3E (8.33), 16K0G3E (WX)	6K00A3E (25kHz), 5K60A3E (8.33kHz)
Power supply requirement	7.2V DC (Battery pack), 11.0V DC (External DC Jack)	
Current drain (approx.)		
Tx High	1.8A* (* 1.5A typ for 25kHz version)	
Rx Max. audio/Stand-by	500mA*/70mA typ. (* 300mA typ for 25kHz version)	
Antenna impedance	50Ω nominal (BNC type)	
Operating temperature range	-10°C to +60°C (USA/GEN) -10°C to +50°C (AUS)	-20°C to +55°C
Dimensions (WxHxD) (Projections not included)	54x129.3x35.5 mm; 2.13x5.09x1.4 in	
Weight (approx.)	430g; 15.2oz (With BP-210N and antenna)	
TRANSMITTER		
Output power (PEP/CW) (at 7.2V DC)	5.0/1.5W (USA/GEN) 3.6/1.0W (AUS)	5.0/1.5W* (* 3.6/1.0W for 25kHz version)
Audio harmonic distortion	Less than 10%	
Hum and noise ratio	More than 35dB	
Spurious emissions	More than 46dB (Except operating freq. ±62.5kHz point)	
Harmonic spurious emissions	Less than -26dBm (AUS)	Less than -36dBm (Except operating freq. ±1MHz point)
Frequency stability	±1ppm* (* ±5ppm for 25kHz version)	
Ext. microphone connector	3-conductor 2.5 (d) mm (1/16")/more than 100kΩ	
RECEIVER		
Intermediate frequency (1st/2nd)	46.35MHz/7450kHz (* 30.05MHz for 25kHz version)	
Sensitivity (Showing 8.33/25kHz version)		
NAV	Less than 0dBμ (6dB S/N)	Less than 0dBμ (6dB S/N)
COM	Less than 0dBμ (6dB S/N)	Less than 0dBμ (12dB SINAD)
WX	Less than -8dBμ (12dB SINAD)	
Squelch sensitivity (at threshold)	Less than 0dBμ (AM) Less than -5dBμ (FM)	Less than 0dBμ
Selectivity	6dB 60dB	More than 2.778kHz/7.5kHz (8.33/25kHz) Less than 7.37kHz/25kHz (8.33/25kHz)
Spurious response	More than 60dB (AM) More than 30dB (FM)	More than 70dB
Hum and noise	More than 40dB (USA/GEN) More than 30dB (AUS)	More than 40dB
Audio output power (8Ω load)	470mW* typ. (* 500mW typ. for 25kHz version)	
Ext. speaker connector	3-conductor 3.5 (d) mm (1/8")/8Ω	

All stated specifications are subject to change without notice or obligation.

Applicable U.S. Military Specifications

Standard	MIL 810F	
	Method	Procedure
Low Pressure	500.4	I, II
High Temperature	501.4	I, II
Low Temperature	502.4	I, II
Temperature Shock	503.4	I
Solar Radiation	505.4	I
Rain Drip	506.4	III
Humidity	507.4	-
Salt Fog	509.4	-
Dust Blowing	510.4	I
Vibration	514.5	I
Shock	516.5	I, IV

Also meets equivalent MIL-STD-810-C, -D and -E.

Icom, Icom Inc. and the Icom logo are registered trademarks of Icom Incorporated (Japan) in the United States, the United Kingdom, Germany, France, Spain, Russia, Japan and/or other countries.

Icom Inc.

1-1-32, Kami-minami, Hirano-ku, Osaka 547-0003, Japan Phone: +81 (06) 6793 5302 Fax: +81 (06) 6793 0013

www.icom.co.jp/world

Count on us!

Icom America Inc.

2380 116th Avenue NE,
Bellevue, WA 98004, U.S.A.
Phone: +1 (425) 454-8155
Fax: +1 (425) 454-1509
E-mail: sales@icomamerica.com
URL: http://www.icomamerica.com

Icom New Zealand

146A Harris Road, East Tamaki,
Auckland, New Zealand
Phone: +64 (09) 274 4062
Fax: +64 (09) 274 4708
E-mail: inquiries@icom.co.nz
URL: http://www.icom.co.nz

Icom (UK) Ltd.

Blacksole House, Altira Park,
Herne Bay, Kent, CT6 6GZ, U.K.
Phone: +44 (0)1227 741741
Fax: +44 (0)1227 741742
E-mail: info@icomuk.co.uk
URL: http://www.icomuk.co.uk

Asia Icom Inc.

6F No. 68, Sec. 1 Cheng-Teh Road,
Taipei, Taiwan, R.O.C.
Phone: +886 (02) 2559 1899
Fax: +886 (02) 2559 1874
E-mail: sales@asia-icom.com
URL: http://www.asia-icom.com

Your local distributor/dealer:

Icom Canada

Greenwood Centre #150-6165 Highway 17,
Delta, B.C., V4K 5B8, Canada
Phone: +1 (604) 952-4266
Fax: +1 (604) 952-0090
E-mail: info@icomcanada.com
URL: http://www.icomcanada.com

Icom (Europe) GmbH

Communication Equipment
Auf der Krautweide 24
65812 Bad Soden am Taunus, Germany
Phone: +49 (6196) 76685-0
Fax: +49 (6196) 76685-50
E-mail: info@icom-europe.com
URL: http://www.icomeurope.com

Icom France s.a.s.

Zac de la Plaine,
1 Rue Brindejonc des Moulinais, BP 45804,
31505 Toulouse Cedex 5, France
Phone: +33 (5) 61 36 03 03
Fax: +33 (5) 61 36 03 00
E-mail: icom@icom-france.com
URL: http://www.icom-france.com

Beijing Icom Ltd.

10C07, Long Silver Mansion, No.88, Yong Ding
Road, Haidian District, Beijing, 100039, China
Phone: +86 (010) 5889 5391/5392/5393
Fax: +86 (010) 5889 5395
E-mail: bjicom@bjicom.com
URL: http://www.bjicom.com

Icom (Australia) Pty. Ltd.

Unit 1 / 103 Garden Road,
Clayton, VIC 3168 Australia
Phone: +61 (03) 9549 7500
Fax: +61 (03) 9549 7505
E-mail: sales@icom.net.au
URL: http://www.icom.net.au

Icom Spain S.L.

Ctra. Rubi, No. 88 "Edificio Can Castanyer"
Bajos A 08174, Sant Cugat del Valles,
Barcelona, Spain
Phone: +34 (93) 590 26 70
Fax: +34 (93) 589 04 46
E-mail: icom@icomspain.com
URL: http://www.icomspain.com

Icom Polska

81-850 Sopot, ul. 3 Maja 54, Poland
Phone: +48 (58) 550 7135
Fax: +48 (58) 551 0484
E-mail: icompolska@icompolska.com.pl
URL: http://www.icompolska.com.pl

OPTIONS

* Some options may not be available in some countries, or unavailable due to no T/A. Please ask your dealer for details.

BATTERY PACK AND CASE



BP-208N
Battery case
6 x AA (LR6)

BP-210N
Ni-MH 7.2V
1500mAh (min.)
1650mAh (typ.)

RAPID CHARGER



BC-145S^{*1} **BC-144N**

Charges the BP-210N in 2 hours (approx.).

RAPID CHARGER



AD-101
BC-145S^{*1} **BC-119N**

Charges the BP-210N in 2 hours (approx.).

WALL CHARGER



BC-167S^{*2}

RAPID MULTI-CHARGER



BC-121N
+AD-101 (6 pcs.)

Charges up to 6 BP-210N batteries simultaneously.

^{*1} BC-145SA for 120V AC. SE for 230V AC. SV for 240V AC. ^{*2} BC-167SA for 120V AC. SD for 230V AC. SV for 240V AC.

CIGARETTE LIGHTER CABLE & DC POWER CABLE



CP-20
For operation with a 12V/24V socket

OPC-656
For use with BC-121N

SPEAKER-MICROPHONE



HM-173

HEADSET ADAPTER CABLE




OPC-499

BELT CLIPS



MB-86 **MB-103**

LEATHER BELT HANGERS



MB-96N **MB-96F**

CARRYING CASE



LC-159

STANDARD ANTENNA

• **FA-B02AR**: Same as supplied.

Supplied accessories: (* depending on version)

- Battery pack, BP-210N or battery case, BP-208N*
- Belt clip, MB-103
- Wall charger, BC-167S*
- Antenna, FA-B02AR
- Carrying case, LC-159*
- Headset adapter, OPC-499*
- Handstrap