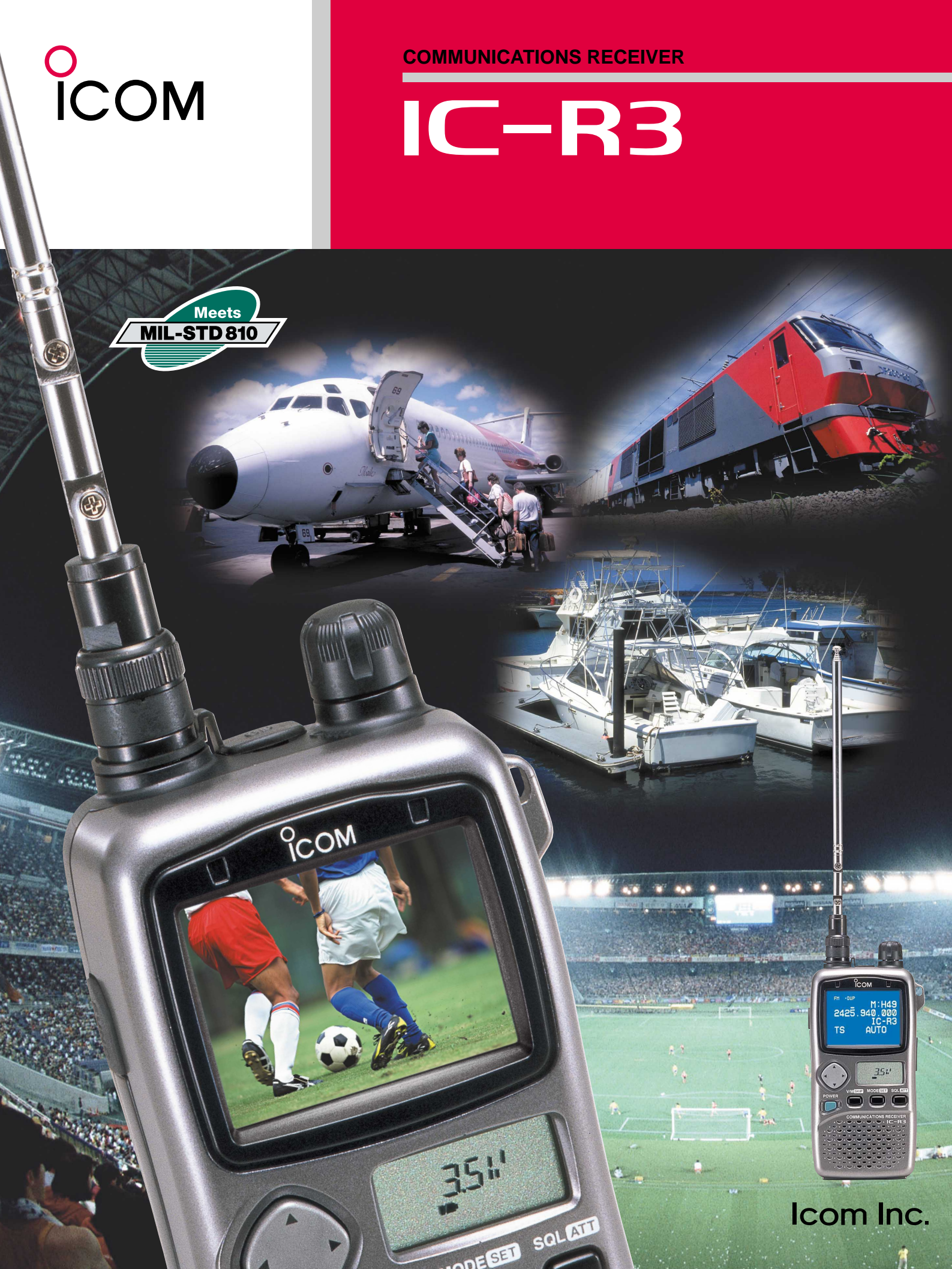


 ICOM

COMMUNICATIONS RECEIVER

# IC-R3

Meets  
MIL-STD 810



Icom Inc.

# 2-inch TFT color LCD built-in!

## See your information on screen!

### Basic performance

#### Impressive operating status display

Never before has a hand held receiver given you as much information as the IC-R3. Receiving frequency, tuning step, memory channel number, and more are visible on the 2-inch\* TFT color display at a glance. In addition, the background color is selectable from 8 available colors.



\*measured diagonally

#### TV picture receive capability

Not only can you see your operation status, you can display broadcast visual information. NTSC M, PAL B/G or other television systems are supported\*, depending on version. You can watch TV program at anytime, anywhere. An FM-TV picture\*<sup>1</sup> from wireless camera\*<sup>2</sup> can also be displayed. Great for sporting events, security, or amateur TV without unpleasant wiring. Also, the IC-R3 offers an A/V output so you can transfer images to a TV monitor or a recording device.




\*some versions do not support any of these systems

\*<sup>2</sup>supplied from third party


#### Signal strength level indicator

In addition to the current style of signal strength meters, a signal strength level indicator is adopted. Measures signal strength levels every 0.3 sec. and shows for up to 3 sec., the signal conditions within the period. In addition, when a directional antenna is used, this function helps in searching for signal origin, such as fox-hunting, etc.



#### Simple bandscope

Want to analyze signal activity within a band? Spectral activity can be seen on the TFT color display. The simple band scope becomes a useful tool for finding new or interfering signals. With the 5 selectable bandwidths, adjustable to 500 kHz wide will give a quick snapshot of activity.



#### Super wide frequency coverage — 0.495–2450 MHz!

Covers from 0.495 to 2450.095 MHz of super wide frequency range\*<sup>1</sup> with AM, FM, wide-FM and TV picture\*<sup>2</sup> receive capability as standard.

\*<sup>1</sup>some frequency ranges are inhibited with some versions


\*<sup>2</sup>depending on picture modulation system and version

#### Long hours monitoring capability

A Lithium Ion battery, BP-206, comes as standard\*, for more than 2 times longer operation than other types of batteries, during full feature operation. And the adopted external DC IN terminal allows you to operate with 3.6–6.3 V DC power source, or 12 V DC power source via the optional CP-18 CIGARETTE LIGHTER CABLE, all day long. In addition, the installed BP-206 can be charged simultaneously, while 5.5–6.3 V DC (more than 1 A) is supplied.

\*not supplied for some versions

#### Back ground color variations



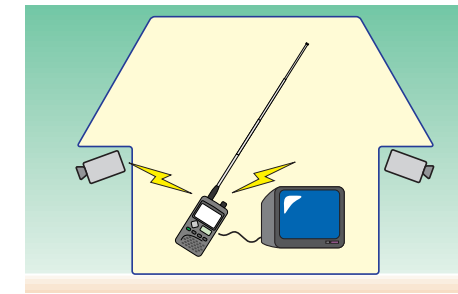
### Wireless monitor usage example

#### • Hobby use example




Install a wireless camera just about anywhere— like looking down from an airplane, balloon, etc. Watch air pictures as they happen.

#### • Security use example



Use the IC-R3 to monitor areas where security is an issue, indoors or out.

#### • Example of other usage



Use the IC-R3 as a visual baby monitor. Keep an eye on sleeping children while you're in another room or out in the garden.

### Extra performance


#### Excellent memories

450 channels\* of ample memory are available and stores operating frequency and mode, as well as tuning step, etc. Up to 6-character memory names can be assigned for each memory channel and shows on the color LCD, allowing quick and easy channel selection. The memory channels are divided into 9 banks, 8 banks of 50 (for individual frequencies) and 1 bank of 50 (for frequency ranges) for simple memory management.

\*includes 50 program scan edges

#### Multi function 'joy-stick' switch

A 4-way action 'joy stick' switch gives you quick and easy access to many settings, including operating band, AF volume, color LCD settings, and more.



#### Automatic squelch

The IC-R3 keeps most RF background noise in check by automatically adjusting the squelch. It's very handy when receiving a weak signal— no more continually adjusting the squelch control by hand to block white noise. Also, the squelch level is manually selectable from open, and level 1 to 9.

#### Tone squelch features

A tone squelch system is built-in to provide quiet stand-by. The tone squelch includes the following functions

##### Pocket beep function:

Lets you know when a specified station's signal is received with an alerting beep.

##### Tone scan function:

Searching which tone is used for the receiving signal, such as for a repeater, private communications, etc.

#### Built-in attenuator

A built-in 4-step RF attenuator protects a signal from extremely strong interference from near-by signals, etc.

#### Other features

- One-touch, semi-duplex frequency monitoring capability
- Auto power OFF timer, power save function
- Use the monochrome LCD to operate the radio when the color LCD is turned off. The monochrome LCD offers battery voltage and other operating conditions
- Backlit monochrome LCD with auto OFF timer
- Remaining battery power indication
- Telescoping antenna is supplied, and more...



COMMUNICATIONS RECEIVER  
**IC-R3**



**SPECIFICATIONS**

**GENERAL**

- Frequency range : 0.495–2450.095 MHz\*  
\*824–848.995 MHz, and 869–893.995 MHz ranges are inhibited for the U.S.A. version.
- Mode : FM, AM, WFM, AM-TV\*1, FM-TV\*2  
\*1One of either NTSC M, PAL B or PAL G systems.  
\*2For 900–1300 MHz, 2250–2450 MHz ranges only; not available in some versions.
- Frequency resolution : 5 kHz, 6.25 kHz
- Number of memory channel : 450 (50 channel × 8 banks plus 50 scan edges)
- Antenna connector : BNC (50 Ω)
- Operating temperature range : –10°C to +60°C ; +14°F to +140°F
- Frequency stability : ±6 ppm max. (–10°C to +50°C)
- Power supply requirement : 3.6–6.3 V DC (negative ground)
- Current drain (at 4.5 V DC) : At rated output 210 mA typical (backlight OFF)  
At stand-by 140 mA typical  
Power save 53 mA typical  
TV reception 730 mA typical (color LCD ON)
- Dimensions : 61(W)×120(H)×32.9(D) mm;  
(projections not included) 2<sup>13</sup>/<sub>32</sub>(W)×4<sup>23</sup>/<sub>32</sub>(H)×1<sup>9</sup>/<sub>32</sub>(D) in
- Weight : 300 g; 10.6 oz

**RECEIVER**

- Receiver system : Triple-conversion\* superheterodyne  
\*below 1150 MHz; Quadruple-conversion for above 1150 MHz
- Intermediate frequencies (Unit MHz):

	AM, FM	WFM	C3F(TV)	
			U.S.A.	Europe
1st	240.1	240.1	241.85*1, 238.35*2	
2nd	26.05	13.25	45.75	38.90
3rd	0.450	0.450	—	

\*130–799.995, 1321–2099.995 MHz range  
\*2800–1320.995, 2100–2450.095 MHz range

- Sensitivity (typical) :
  - AM (at 10 dB S/N)
    - 0.495–4.995 MHz 1.4 μV
    - 5.0–29.995 MHz 1.0 μV
    - 118–136 MHz 0.79 μV
    - 222–329.995 MHz 1.0 μV
  - FM (at 12 dB SINAD)
    - 1.625–4.995 MHz 0.32 μV
    - 5.0–469.995 MHz 0.25 μV
    - 470–799.995 MHz 0.45 μV
    - 800–1999.995 MHz 0.56 μV
    - 2000–2299.995 MHz 1.0 μV
    - 2300–2450.095 MHz 1.8 μV
  - WFM (at 12 dB SINAD)
    - 76–107.995 MHz 1.0 μV
    - 175–221.995 MHz 1.0 μV
    - 470–769.995 MHz 1.8 μV
- Selectivity : FM, AM More than 12 kHz/–6 dB  
Less than 30 kHz/–50 dB  
WFM More than 150 kHz/–6 dB
- Audio output power (at 4.5 V DC): 100 mW typical at 10% distortion with an 8 Ω load
- External SP connector : 3-conductor 3.5 (d) mm (1/8")/8 Ω
- Video/Audio OUT connector : 3-conductor 3.5 (d) mm (1/8")/8 Ω

**Supplied accessories:**

- Antenna
  - Belt clip
  - Battery spacer
  - Li-Ion battery cell assembly\*
  - Wall charger\*
- \*depending on version

All stated specifications are subject to change without notice or obligations.

**OPTIONS**

- **BP-206** Li-Ion BATTERY CELL ASSEMBLY  
3.7 V/1650 mAh Lithium Ion battery pack.
- **BC-135** DESKTOP CHARGER  
For rapid charging of battery pack, BP-206. An AC adapter, BC-123 or BM-104, is supplied with the charger. Charging time: approx. 2.5 hours
- **BC-136A/D** WALL CHARGER  
6 V DC, 500 mA output AC adapter for regularly charging the installed battery pack, BP-206. Charging time: approx. 10 to 15 hours.

- **LC-151** CARRYING CASE  
Helps protect the receiver from scratches, etc.
- **CP-18** CIGARETTE LIGHTER CABLE  
Allows you to operate the receiver through 12 V cigarette lighter socket, and also charges installed battery pack. A DC-DC converter is built-in.
- **SP-13** EARPHONE  
Provides clear audio in noisy environment.

- **CS-R3** CLONING SOFTWARE + **OPC-478** CLONING CABLE  
Allows quick and simple setting of receiving frequencies, memory names, etc. from a PC (Microsoft® Windows® 95/98).
- **OPC-474** CLONING CABLE  
Used for data cloning between receivers.

Microsoft and Windows are registered trademarks of Microsoft Corporation in the U.S.A. and other countries.



BP-206



BC-135



LC-151



CP-18



SP-13

**Icom Inc.**

6-9-16, Kamihigashi, Hirano-ku, Osaka 547-0002, Japan Phone: 06 6793 5302 Fax: 06 6793 0013 URL: <http://www.icom.co.jp/world/index.html>

**Count on us!**

**Icom America Inc.**

<Corporate Headquarters>  
2380 116th Avenue N.E., Bellevue, WA 98004, U.S.A.  
Phone: (425) 454-8155 Fax: (425) 454-1509  
URL : <http://www.icomamerica.com>  
<Customer Service>  
Phone: (425) 454-7619

**Icom Canada**

3071 #5 Road, Unit 9, Richmond, B.C., V6X 2T4, Canada  
Phone: (604) 273-7400 Fax: (604) 273-1900  
URL : <http://www.icomcanada.com>

**Icom (Australia) Pty. Ltd.**

A.C.N. 006 092 575  
290-294 Albert Street, Brunswick, Victoria, 3056, Australia  
Phone: 03 9387 0666 Fax: 03 9387 0022  
URL : <http://www.icom.net.au>

**Asia Icom Inc.**

6F No. 68, Sec. 1 Cheng-Teh Road, Taipei, Taiwan, R.O.C.  
Phone: (02) 2559 1899 Fax: (02) 2559 1874

**Icom (Europe) GmbH**

Communication Equipment  
Himmelgeister Str. 100, D-40225 Düsseldorf, Germany  
Phone: 0211 346047 Fax: 0211 333639  
URL : <http://www.icomeurope.com>

**Icom Spain S.L.**

Ctra. de Gracia a Manresa Km. 14,750  
08190 Sant Cugat del Valles Barcelona, SPAIN  
Phone: (93) 590 26 70 Fax: (93) 589 04 46  
URL : <http://www.icomspain.com>

**Icom (UK) Ltd.**

Unit 9, Sea St., Herne Bay, Kent, CT6 8LD, U.K.  
Phone: 01227 741741 Fax: 01227 741742  
URL : <http://www.icomuk.co.uk>

**Icom France S.a**

Zac de la Plaine, Rue Brindejone des Moulinais  
BP 5804, 31505 Toulouse Cedex, France  
Phone: 561 36 03 03 Fax: 561 36 03 00  
URL : <http://www.icom-france.com>



Certificate Number Q14190

Icom Inc. (Japan), is an ISO9001 certification acquired company.

Your local distributor/dealer: